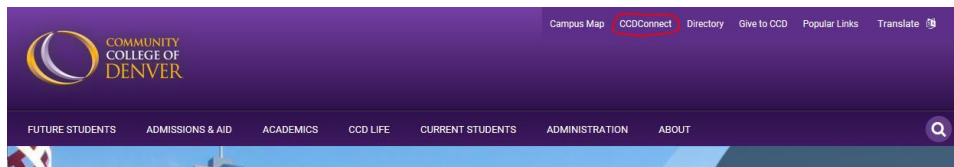




D2L Overview

D2L is a heavily used tool at Community College of Denver. This document will offer a walkthrough for D2L.

1. Accessing D2L account through the CCD website
 - a. Type ccd.edu into the browser to reach the CCD homepage.
 - b. On the upper right hand of the homepage, click on CCDConnect.



- c. The login screen will appear. Don't remember the password? Click the purple link - Reset Password - and follow the instructions.

Log in to CCDConnect

Enter your S Number and Password

S Number:

Password*:

[Forgot S Number?](#)

[Forgot Password?](#)

Welcome Current Students, Faculty & Staff

CCDConnect is a portal providing you with quick links to CCD's online re

More Information

www.CCD.edu

[CCDConnect QuickGuides](#)

[Transcript Requests](#)

[Learn how to download the mobile app.](#)

Need Help?

Don't forget to *disable your pop-up blocker.*

[Reset Password](#)

[Lost Student ID Number?](#)

[Browser Support](#)

Contact

[CCD Directory](#)

General Enrollment Questions | [303.556.2600](tel:303.556.2600)

Student Specific Inquiries such as grades, residency, in-state tuition requests, etc. | [303.556.2420](tel:303.556.2420)

Technical Help such as access request/logging in, resetting passwords, email, etc. | IT HelpDesk - [303.352.3030](tel:303.352.3030)

All Day Tech Support | CCCS HelpDesk - [888.800.9198](tel:888.800.9198)

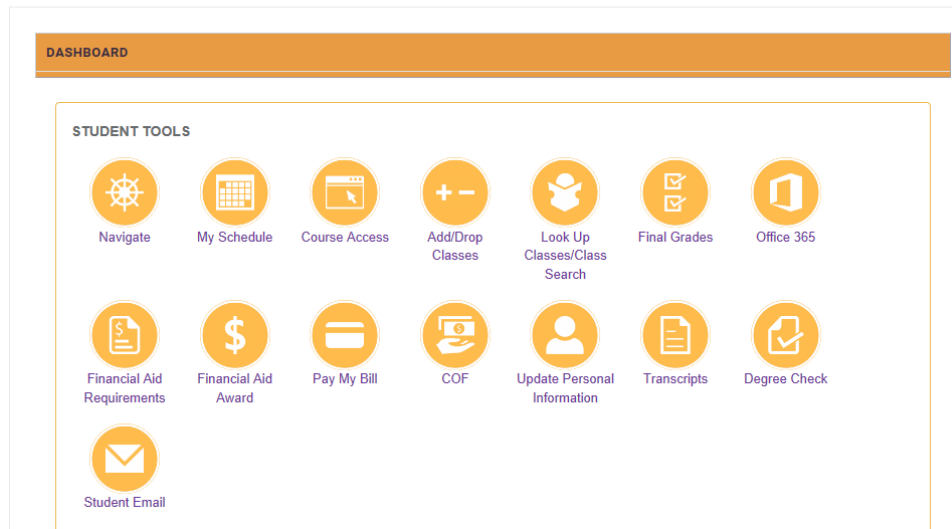
For security reasons, please Log Out and Exit your web browser when you are done accessing services that require authentication!

- d. After successfully signing in, the dashboard will come up. For those needing to sign up for classes, do so by clicking on Add/Drop Classes. To access D2L, click on Course Access.

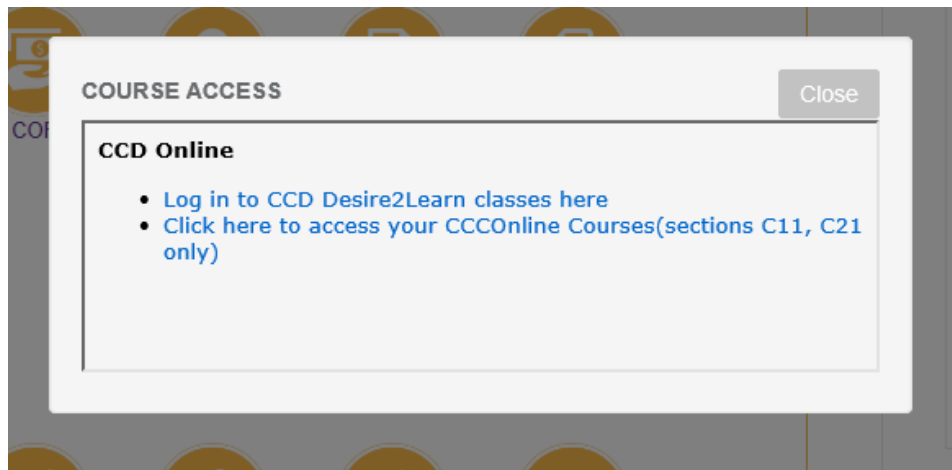
D2L Overview

Dashboard

Community College of Denver / Dashboard



- e. After selecting Course Access, these two hyperlinks will appear. Click on Log in to CCD Desire2Learn classes here to view them within D2L.



- f. After accessing D2L, click on a desired class by finding the icon with nine squares (circled below in red). This will reveal a dropdown menu of each student's registered, active classes.



- g. This is what a homepage of a class will look like. It shows weekly announcements below the title of the class as well as multiple tabs to navigate through.

D2L Overview

The screenshot shows the D2L Digital Storytelling course home page. At the top, there is a navigation banner with the course title "Digital Storytelling" and several icons for navigation and communication. Below the banner, there is a main heading "Digital Storytelling" with a background image of a green plant. The page is divided into two main sections: "Course News" on the left and "Calendar" on the right. The "Course News" section contains three news items: "Film Fest Today! CNF Assembly 3:30-5:00" (posted May 6, 2019), "New! WeVideo Demo Video" (posted Mar 18, 2019), and "New! Digital Storytelling Process for Students" (posted Feb 28, 2019). The "Calendar" section shows the current date as Thursday, July 18, 2019, and indicates that there are no upcoming events to display.

- h. When looking for handouts, assignment information, and the syllabus, click on "Content". This opens the table of contents. On the left-hand side, a navigation pane will show the modules or main buckets of the course. On the right-hand side, each module expands to show its contents. It is a student's responsibility to navigate through all the content and become familiar with all the information provided by the professor.

The screenshot shows the D2L Digital Storytelling course table of contents page. The page is titled "Table of Contents" and features a search bar at the top left. On the left side, there is a navigation pane with a list of course topics and their respective counts: "Course Schedule", "Table of Contents" (55), "Apps, Software, Websites" (6), "Examples Stories" (30), "Assignments and Handbooks" (17), and "Film Festival (May 6, 2019)" (7). The main content area displays the "Table of Contents" for the "Apps, Software, Websites" module, which is currently expanded. The list of topics includes: "DStandWeVideo" (Video), "Digital Storytelling Free Apps" (PDF document), "How to Record Audio on a Cell Phone" (Video File), "Audacity Basics" (PDF document), "YouTube Class Account DST" (Word Document), and "iMovie on the iPad Guide" (PDF document). A progress bar at the top of the main content area indicates that 0% of 55 topics are complete.

- i. D2L has an internal message system. It can be found on the navigation banner in the upper right-hand of the screen as a mail icon. This is how students can send direct messages to

D2L Overview

classmates or the professor. The icon next to the mail icon signals if there are any notifications for the student from any class.

The screenshot shows a D2L course page for 'Digital Storytelling' at the University of Colorado Denver. The page features a navigation menu with options like Attendance, Classlist, Content, Discussions, Assignments, Quizzes, Grades, YuJa, and Extras. A sidebar on the left contains a search bar and a list of course items: Course Schedule, Table of Contents (55), Apps, Software, Websites (6), Examples Stories (30), and Assignments and (17). The main content area is titled 'Table of Contents' and includes a 'Download' button, 'Expand All | Collapse All' links, and a progress indicator showing '0 % 0 of 55 topics complete'. A dropdown menu is open for 'Apps, Software, Websites'.