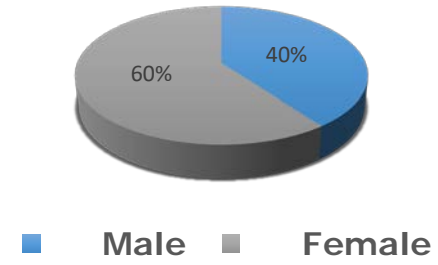


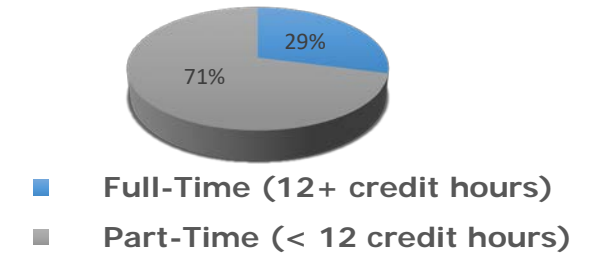
Spring 2020 Census Enrollment Data
Data is collected from Colorado Community College System - Cognos Reporting

Gender Representation

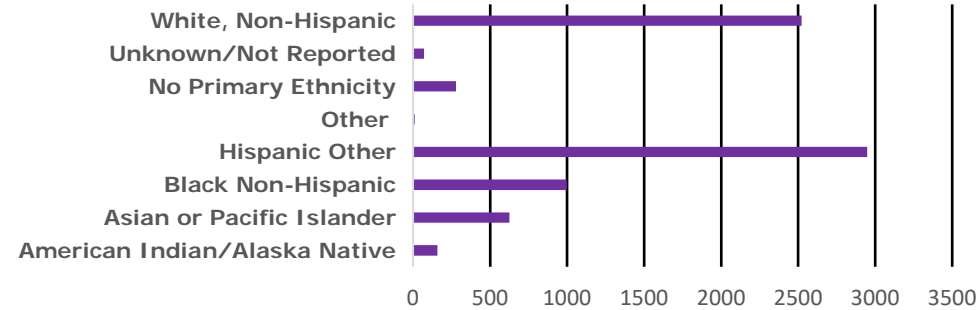


Type	Count	Percentage
Unduplicated Headcount	7,613	100%
Enrollment Status		
Full-Time (12+ credit hours)	2,213	29.1%
Part-Time (< 12 credit hours)	5,400	70.9%
Gender		
Male	3,035	39.9%
Female	4,578	60.1%
Age		
19 and under	2,575	33.8%
20 to 24	2,384	31.3%
25 to 29	1,272	16.7%
30 to 34	623	8.2%
35 to 39	319	4.2%
40 and over	439	5.8%
Unknown	1	0.0%
Average Age is 24.0 years		
Race/Ethnicity		
American Indian/Alaska Native	159	2.1%
Asian or Pacific Islander	626	8.2%
Black Non-Hispanic	997	13.0%
Hispanic Other	2,948	38.5%
Other	10	0.1%
No Primary Ethnicity	279	3.6%
Unknown/Not Reported	72	0.9%
White, Non-Hispanic	2,522	33.0%
First Generation Status		
Yes	4,772	62.7%
No	2,841	37.3%
Tuition Classification		
In-State	6,907	90.7%
Out-of-State	706	9.3%

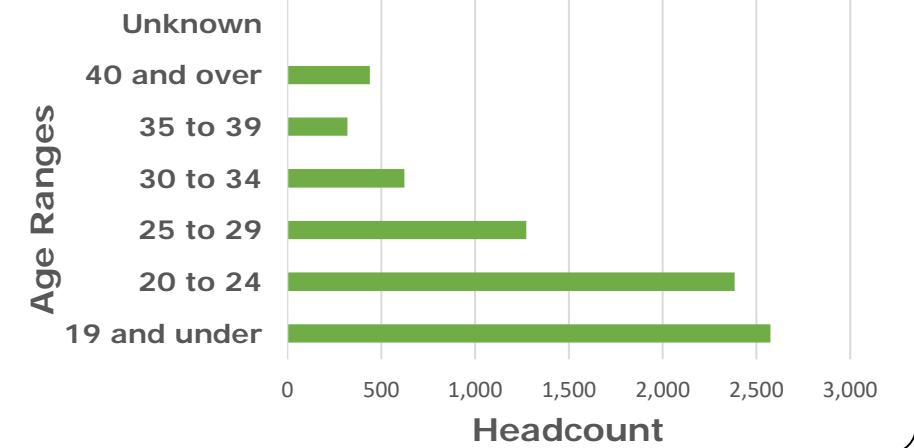
Enrollment Status Distribution



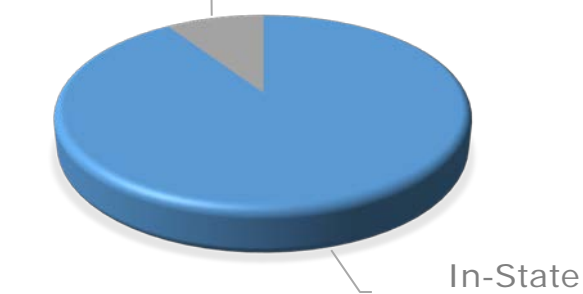
Race/Ethnicity Distribution



Age Distribution



TUITION CLASSIFICATION



First-Generation Status

