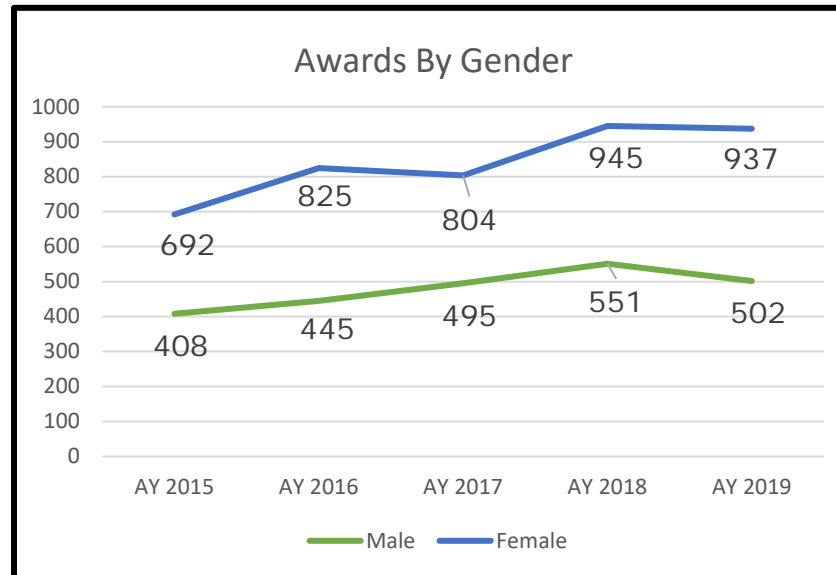


Certificates and Degrees Awarded
As reported to Colorado Department of Higher Education in the
Student Unit Record Data System (SURDS)
Five-Year Summaries

Awards By Gender

	AY 2015	AY 2016	AY 2017	AY 2018	AY 2019
Male	408	445	495	551	502
Female	692	825	804	945	937
Unreported	0	0	0	0	0
Total Awards	1100	1270	1299	1496	1439

Certificates and Degrees Awarded
As reported to Colorado Department of Higher Education in the
Student Unit Record Data System (SURDS)
Five-Year Summaries

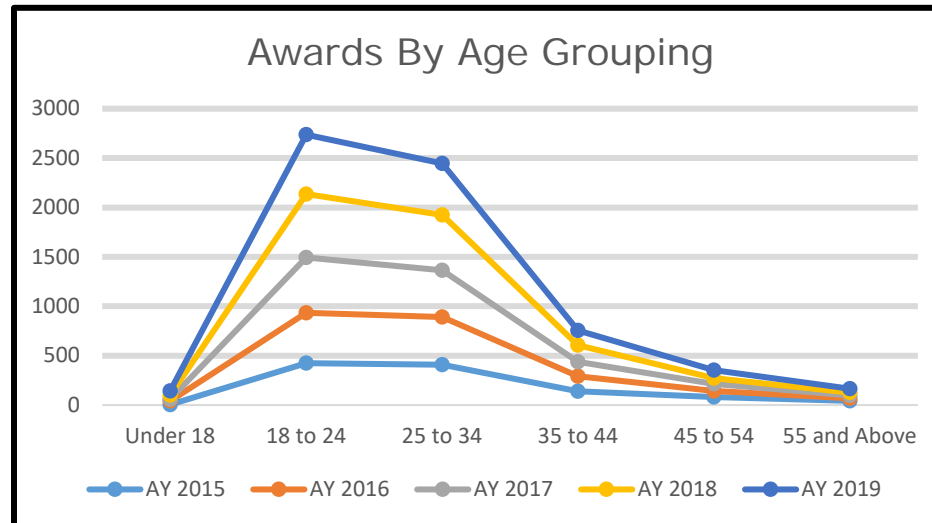


**Certificates and Degrees Awarded
As reported to Colorado Department of Higher Education in the
Student Unit Record Data System (SURDS)
Five-Year Summaries**

Awards By Age Grouping

	AY 2015	AY 2016	AY 2017	AY 2018	AY 2019
Under 18	5	37	18	40	44
18 to 24	424	510	560	642	601
25 to 34	409	483	473	560	522
35 to 44	139	152	148	166	151
45 to 54	80	63	71	59	82
55 and Above	43	25	29	29	39
Total Awards By Age Grouping	1100	1270	1299	1496	1439

Certificates and Degrees Awarded
As reported to Colorado Department of Higher Education in the
Student Unit Record Data System (SURDS)
Five-Year Summaries

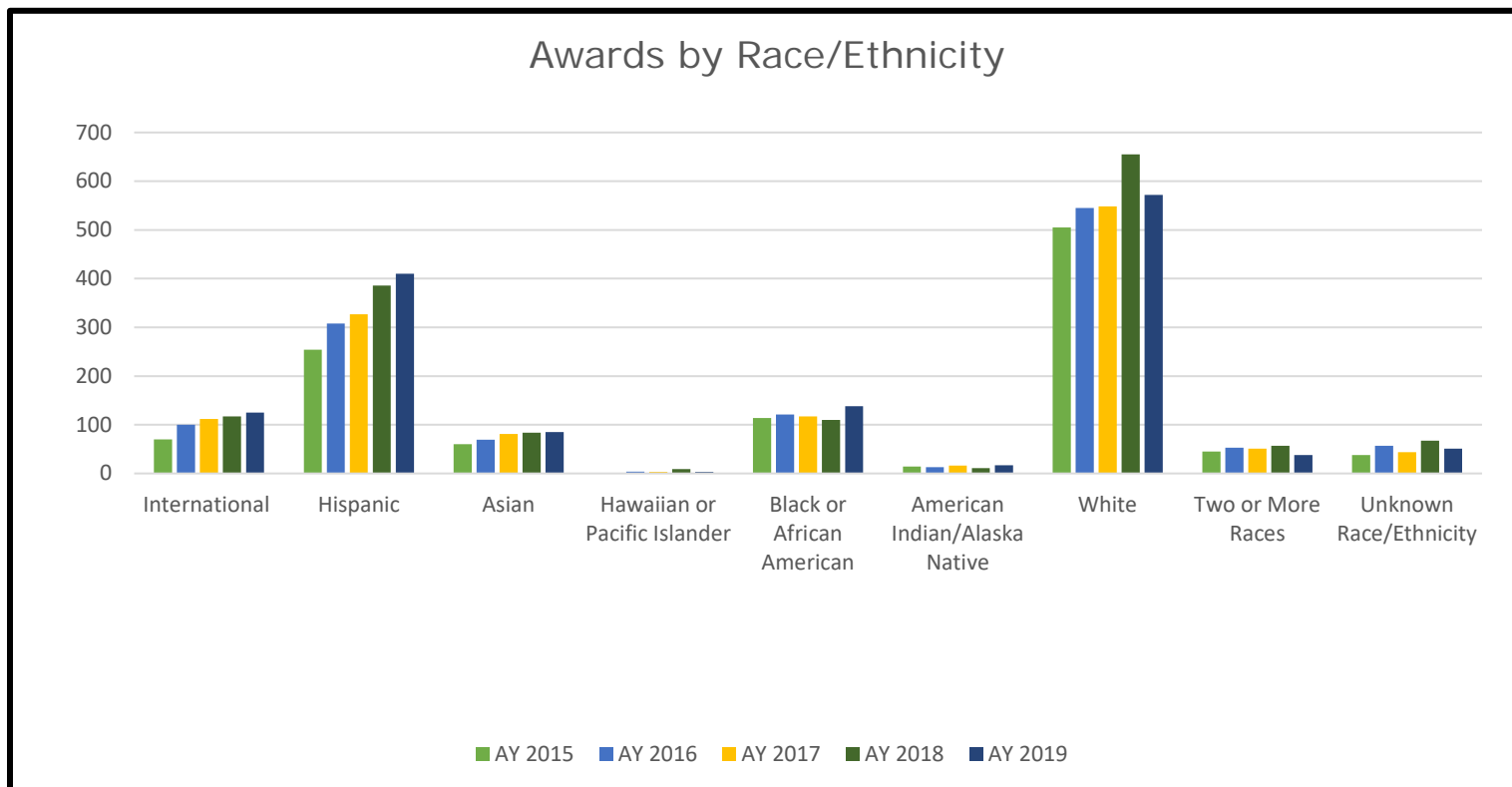


**Certificates and Degrees Awarded
As reported to Colorado Department of Higher Education in the
Student Unit Record Data System (SURDS)
Five-Year Summaries**

Awards By Race/Ethnicity

	AY 2015	AY 2016	AY 2017	AY 2018	AY 2019
International	70	100	112	117	125
Hispanic	254	308	327	386	410
Asian	60	69	81	84	85
Hawaiian or Pacific Islander	0	4	3	9	3
Black or African American	114	121	117	110	138
American Indian/Alaska Native	14	13	16	11	17
White	505	545	548	655	572
Two or More Races	45	53	51	57	38
Unknown Race/Ethnicity	38	57	44	67	51
Total Awards	1100	1270	1299	1496	1439

Certificates and Degrees Awarded
As reported to Colorado Department of Higher Education in the
Student Unit Record Data System (SURDS)
Five-Year Summaries

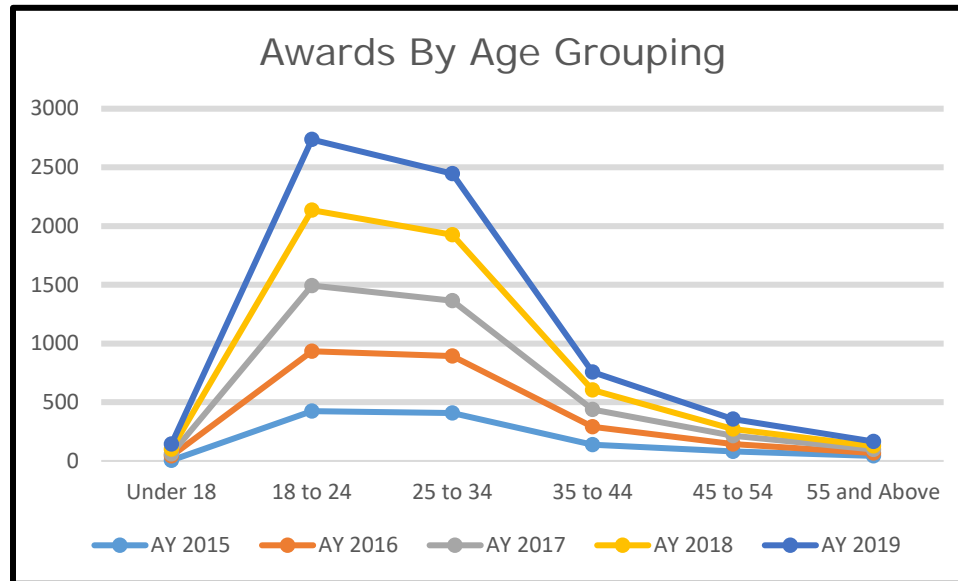


Certificates and Degrees Awarded
As reported to Colorado Department of Higher Education in the
Student Unit Record Data System (SURDS)
Five-Year Summaries

Awards By Age Grouping

	AY 2015	AY 2016	AY 2017	AY 2018	AY 2019
Under 18	5	37	18	40	44
18 to 24	424	510	560	642	601
25 to 34	409	483	473	560	522
35 to 44	139	152	148	166	151
45 to 54	80	63	71	59	82
55 and Above	43	25	29	29	39
Total Awards By Age Grouping	1100	1270	1299	1496	1439

Certificates and Degrees Awarded
As reported to Colorado Department of Higher Education in the
Student Unit Record Data System (SURDS)
Five-Year Summaries

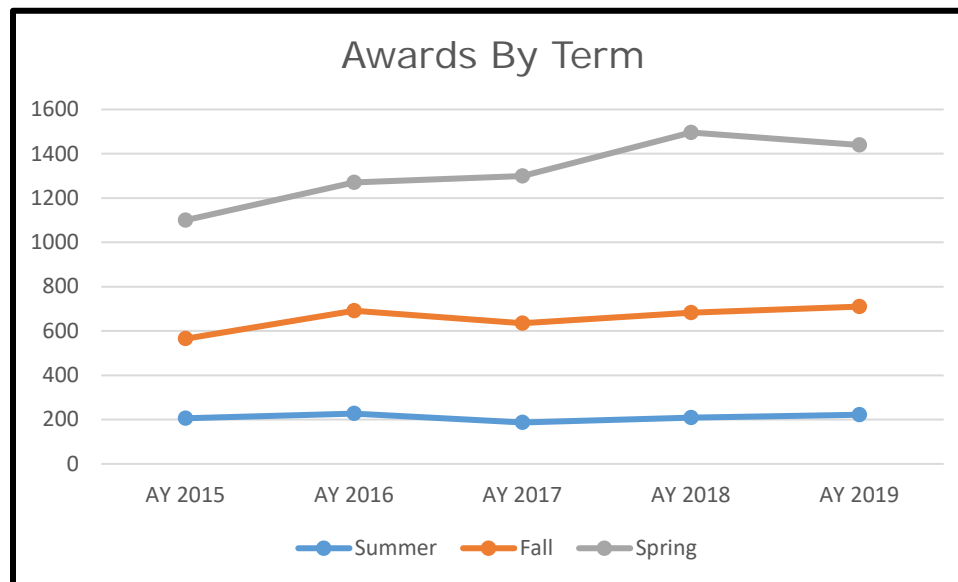


Certificates and Degrees Awarded
As reported to Colorado Department of Higher Education in the
Student Unit Record Data System (SURDS)
Five-Year Summaries

Awards By Term

	AY 2015	AY 2016	AY 2017	AY 2018	AY 2019
Summer	206	227	187	209	222
Fall	359	464	448	473	488
Spring	535	579	664	814	729
Total Awards	1100	1270	1299	1496	1439

Certificates and Degrees Awarded
As reported to Colorado Department of Higher Education in the
Student Unit Record Data System (SURDS)
Five-Year Summaries

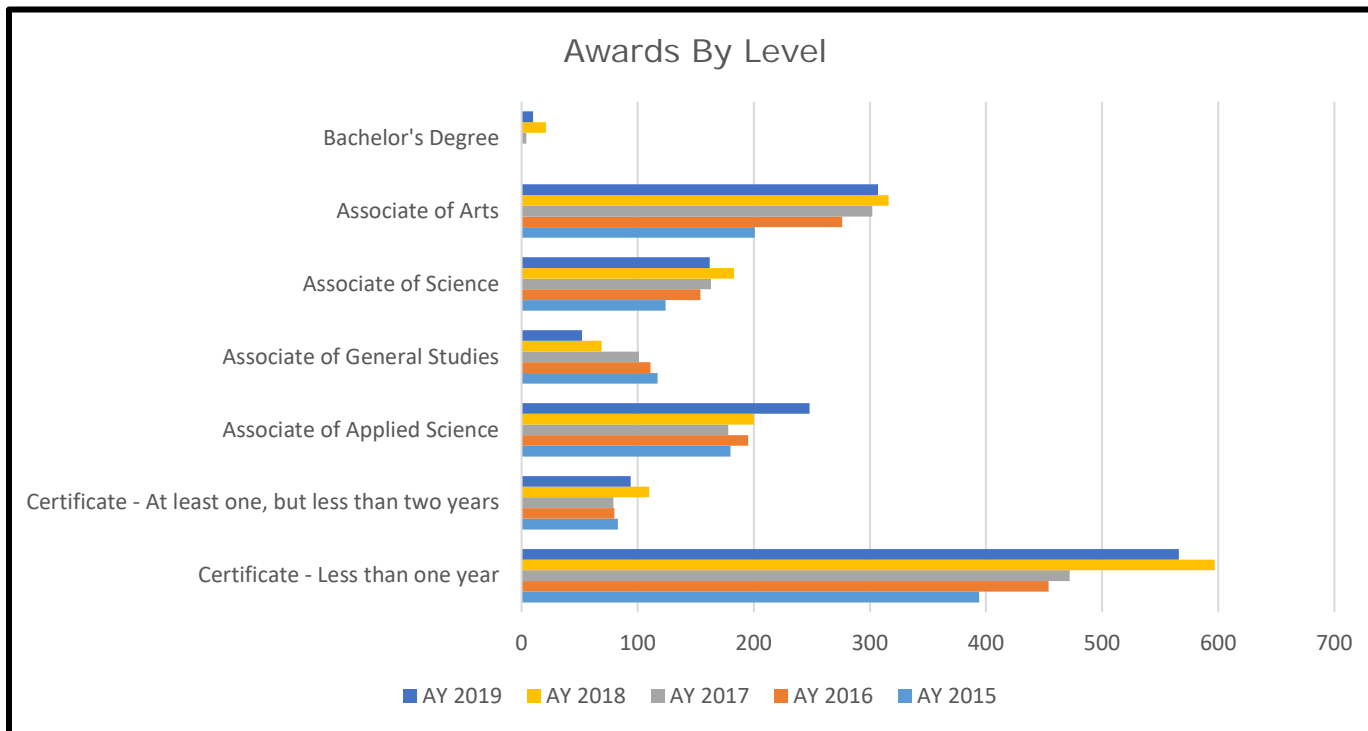


Certificates and Degrees Awarded
As reported to Colorado Department of Higher Education in the
Student Unit Record Data System (SURDS)
Five-Year Summaries

Awards By Level

	AY 2015	AY 2016	AY 2017	AY 2018	AY 2019
Certificate - <i>Less than one year</i>	394	454	472	597	566
Certificate - <i>At least one, but less than two years</i>	83	80	79	110	94
Associate of Applied Science	180	195	178	200	248
Associate of General Studies	117	111	101	69	52
Associate of Science	124	154	163	183	162
Associate of Arts	201	276	302	316	307
Bachelor's Degree	0	0	4	21	10
Total Awards	1,099	1,270	1,299	1,496	1,439

Certificates and Degrees Awarded
As reported to Colorado Department of Higher Education in the
Student Unit Record Data System (SURDS)
Five-Year Summaries



Certificates and Degrees Awarded
As reported to Colorado Department of Higher Education in the
Student Unit Record Data System (SURDS)
Five-Year Summaries

Awards By Tuition Classification

	AY 2015	AY 2016	AY 2017	AY 2018	AY 2019
In-State, Colorado Resident	1015	1148	1174	1380	1312
Out-of-State	85	122	125	116	127
Total Awards	1100	1270	1299	1496	1439

